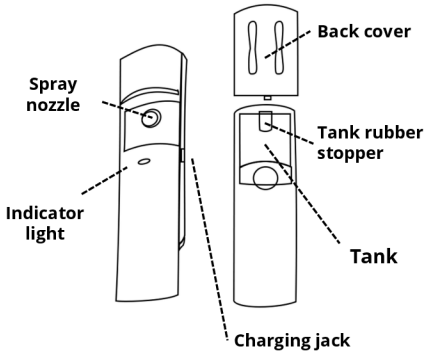
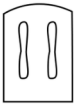


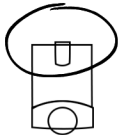
SLIDE MISTER



1




Gently open the back cover by sliding it upwards.



2

Open tank rubber stopper.



3

Fill the tank with Copperine using the dropper

4



Slide the cover downwards, the blue indicator will light up and mist will spray out of the spray nozzle.

5



Aim towards the bottom of the nose while inhaling for 3-5 seconds.

Maintenance

- For best use and to increase the longevity of the product fully charge the Mister before using it.
- To keep your Mister clean, gently wipe the outside with dish soap and water. Do not rinse the Mister or soak it in water as it is not waterproof.
- Do not run the Mister without Copperine in the tank.
- If the mist is not spraying and the Mister has a adequate charge, give the Mister a very gentle shake and let it stand for a minute to clear any air bubbles.
- Keep the tank clean by removing it and cleaning it with distilled/ purified water - do not use soap